





OCTOBER STEM ACTIVITY

Spooky Fliers



Materials Needed:

-  Tissue paper or toilet paper
-  Scissors
-  Balloon
-  Head of hair without product

Instructions:

1. Trace a ghost outline onto the tissue paper or toilet paper. You can use the ghost image on this paper, or design your own!
2. Cut out ghostie. Place flat on a surface.
3. Blow up balloon and tie off.
4. Find a head of hair with no product in it. You can use your own, but we like to use a parent, sibling, or friend.
5. Rub the balloon on the head of hair for at least ten seconds.
6. Move the balloon over the top of the ghost to make the ghostie fly!

What is happening?!